

# *The Henna Page "HowTo"*

## **Harquus: North African Women's Traditional Body Art Volume 4: Improvisation**



Catherine Cartwright-Jones

Harquus: North African Women's Traditional Body Art Volume 4: Improvisation  
Copyright © 2009 Catherine Cartwright-Jones  
Cover Graphic by Alex Morgan  
Photography by Roy Jones

Published by Henna Page Publications, a division of TapDancing Lizard LLC  
4237 Klein Ave.  
Stow, Ohio 44224 USA

All rights reserved.

Printed in the United States of America

No part of this book may be used or reproduced in any manner without written permission except in the case of brief quotations embodied in critical articles or reviews, and within the terms of use as described on page 3. Henna artists may freely use these patterns as inspiration for their own hand-drawn henna work.

Library of Congress Cataloging-in-Publication Data

Catherine Cartwright-Jones  
Harquus: North African Women's Traditional Body Art: Paint

Harquus: patterns

# Harquus: North African Women's Traditional Body Art

## Volume 4: Improvisation

Copyright © 2009 Catherine Cartwright-Jones

Terms of use: you must agree to these terms to download, print, and use this book.

All rights reserved.

### **Terms of use for personal use:**

You may not sell, offer for sale, exchange or otherwise transfer this publication without the express written permission of the publisher.

You may make one (1) printed copy of this publication for your personal use in the creation of hand rendered ephemeral body decoration. You may not sell, lend, give away or otherwise transfer this copy to any other person for any reason without the express written permission of the publisher.

You may make one (1) electronic copy of this publication for archival purposes. Except for the one (1) permitted print copies and the one (1) archival copy, you may not make any other copy of this publication in whole or in part in any form without the express written permission of the publisher.

### **Terms of use for instructional and educational purposes:**

You may reprint this book as instructional material to teach a class on henna or related arts. You may reprint this book as instructional material for a private or public school. You may reprint this book for inclusion in a public library

You may not sell reprints of this book for profit. You may not sell or give away reprints of this book other than as an instructional material included in a teaching program. You may not remove copyright statements from any part of this book. You may not change this book in any way.

If you wish to use The Henna Page "HowTo" books as a textbook for teaching purposes in your classroom, school or public library, please notify Catherine Cartwright-Jones. Send your notification of educational use of "The Henna Page "HowTo" series on school or library letterhead to:

Catherine Cartwright-Jones,  
TapDancing Lizard Publishing  
4237 Klein Ave.  
Stow, Ohio, 44224

Always use cosmetics and body paints specifically made for safe use on skin. Always use safe, natural red-brown henna in your henna work. If you wish to use kohl on your eyes, please test it with a lead testing kit from your hardware store before using it on yourself; some kohl products contain lead. Kohl containing lead may cause long term health damage. Never use any "black henna" product containing para-phenylenediamine to stain skin. Para-phenylenediamine may cause severe injuries to both artist and client.

## Harquus: North African Women's Traditional Body Art

### Volume 4: Improvisation

Traditional arts have continuity, but are not static. Once an artist has mastered the traditional repertoire, improvisation and adaptation to individual and social taste breathe life into ancient forms.



Algerian singer and performer, 1909

A performer's appearance is as much a part of craft as sound and movement. One would expect that harquus, the body markings of North African women would be appreciated and improvised along with music and dance. Painting up one's face is part of preparing for performance, enhancing expression, and necessary to lighting and distance from the viewers. North African women's tattoo and cosmetics have been relatively ignored in the revivals of their other arts.



Performers of traditional arts craft an appearance to suit the expectations of their audience. This Algerian performer in 1909 has hennaed fingertips and accompanies herself on a traditional drum, but wears Parisian corseted dress, a European pocket watch and has arranged her hair in European style. There is a faint marking on her forehead as if she has a traditional tattoo, but if so, she has powdered over it to present a fashionably “modern” face, or the photographer has airbrushed it away to improve the marketability of the image. Tattoos were considered undesirable by European and American audiences, and facial tattoos on women were especially unacceptable. Heavy eyebrows were not considered a sign of beauty in the west, and were plucked away instead of being enhanced.



Sabine Sevan, Turkish Belly dancer famous in the 1960's

Fifty years later, Turkish dancer Sabine Sevan adapted her hair, lipstick and false eyelashes and shaped garments, symbols of western glamour for her decade, to her performances of traditional art for cabaret and tourist clientele.



Women who study and perform “exotic” traditions may borrow bits and pieces of traditional adornment to lend authenticity to their performance, but still adapt it to their sense of style and the expectations of their audience. These “hoochie coochie” dancers from the 1920’s USA have borrowed some rhythms, movements, beads and gauze from North Africa, but have kept their American shoes, hair, stockings and makeup, and perform to meet the expectations of patrons of a traveling tent show.

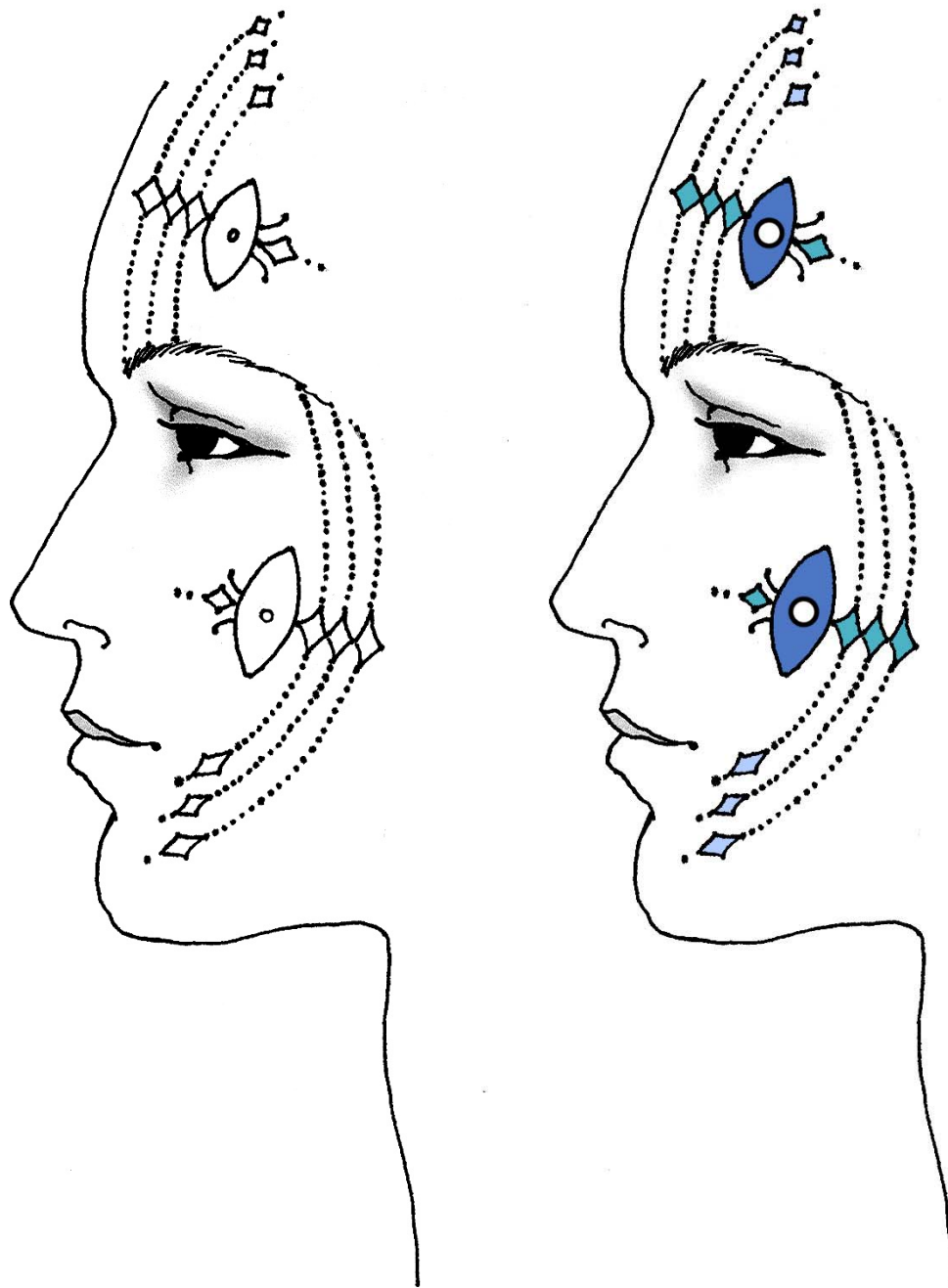


There are costumes, jewelry, teachers, videos, recordings, and instruments widely available for people who enjoy North African traditional art and performance. The accompanying body arts are not as well known, probably because of western cultural resistance to facial tattooing, especially by women. This book is intended to provide innovative patterns for face and body art based on North African women's body art, incorporating safe, temporary cosmetics and techniques.

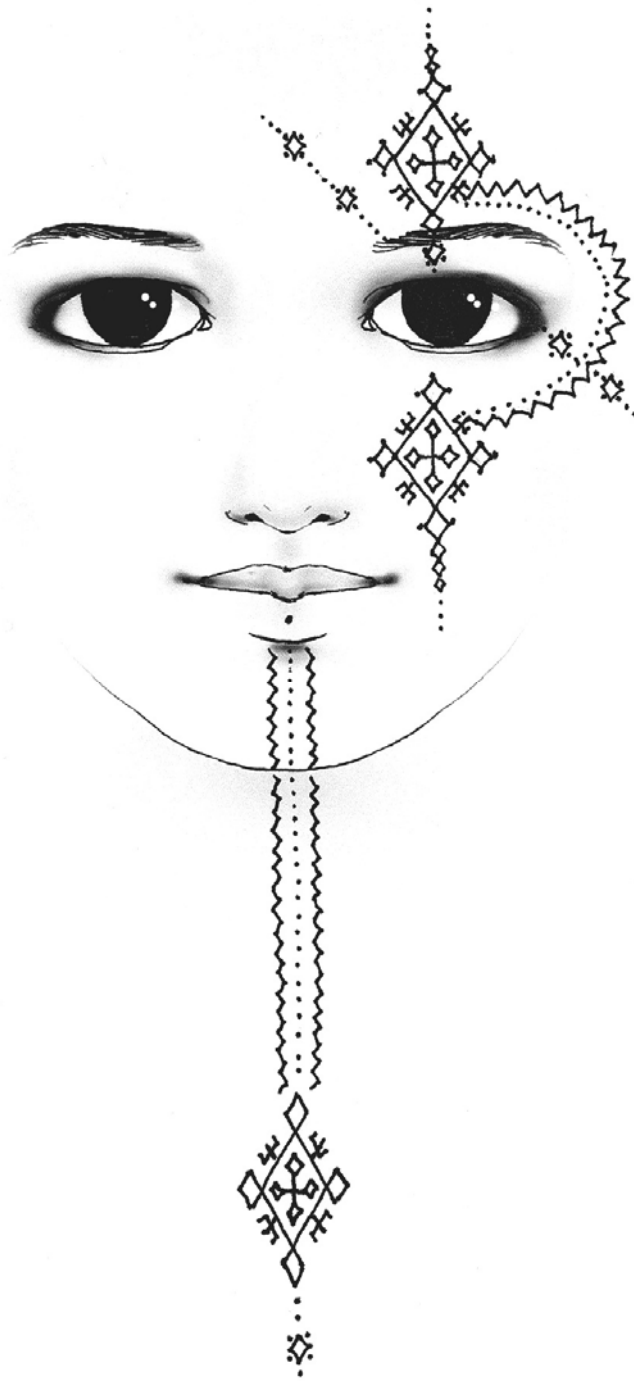


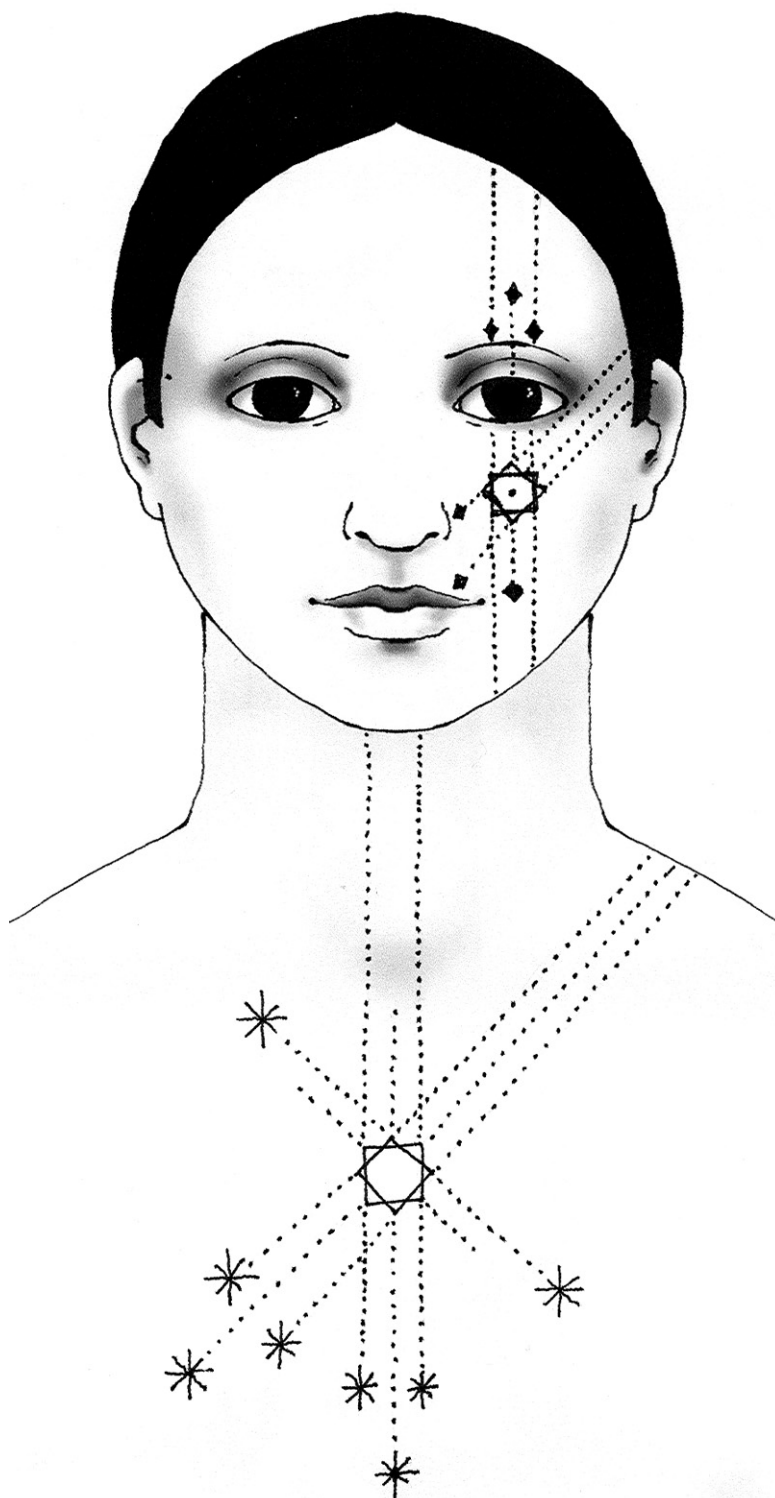
I hope you enjoy these patterns for performance, for beauty, or just for fun!

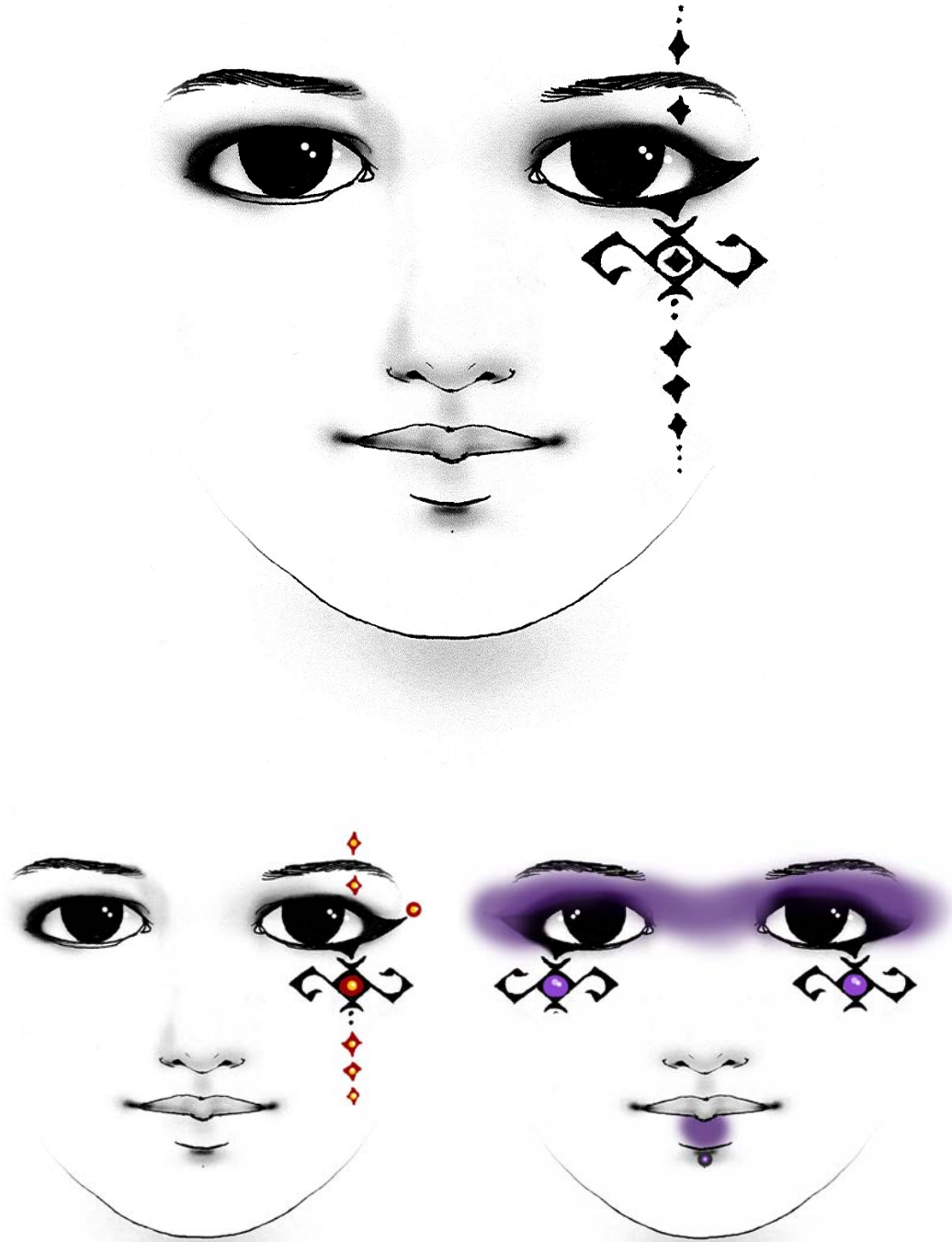
# Patterns for Faces







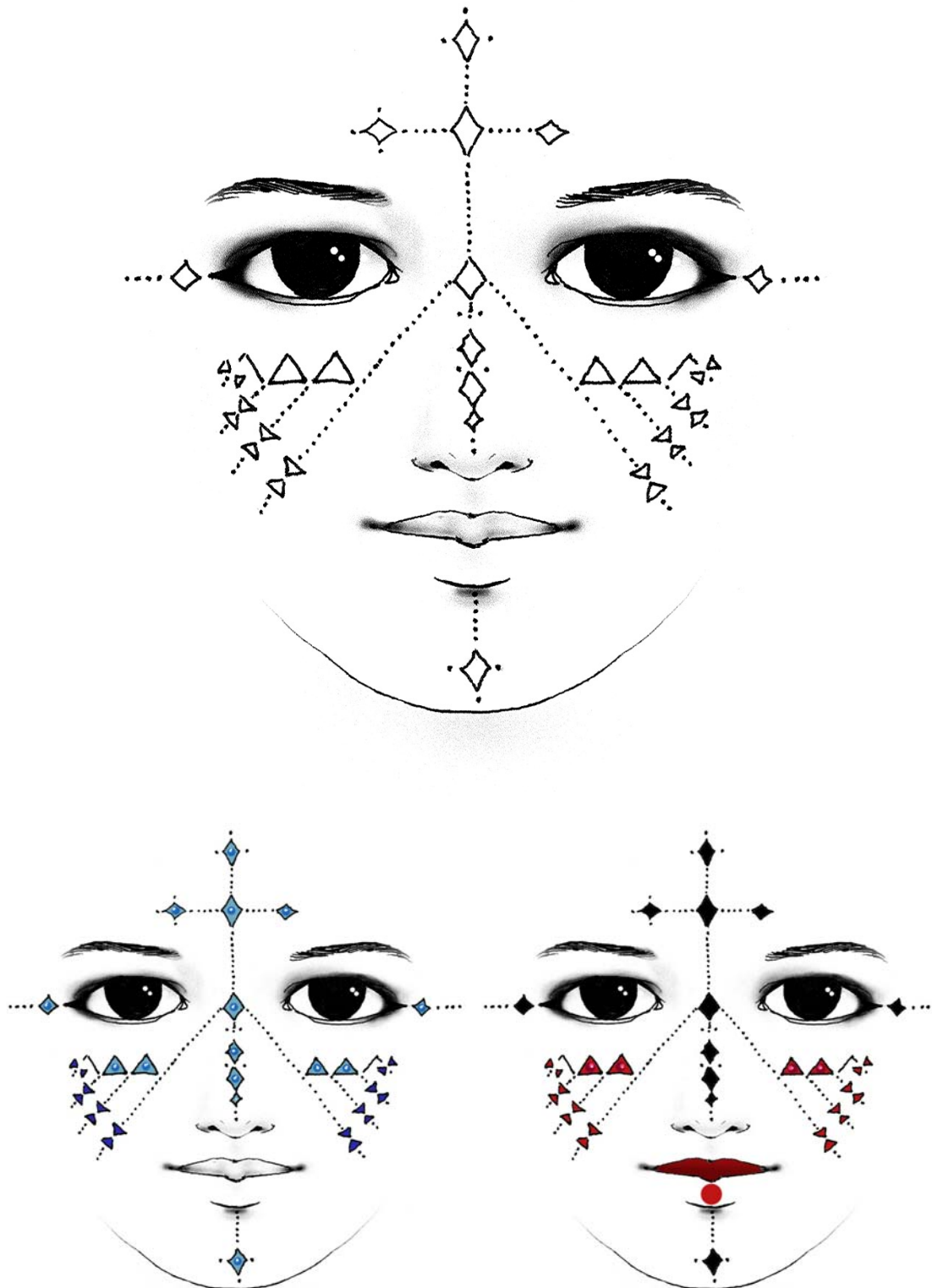
















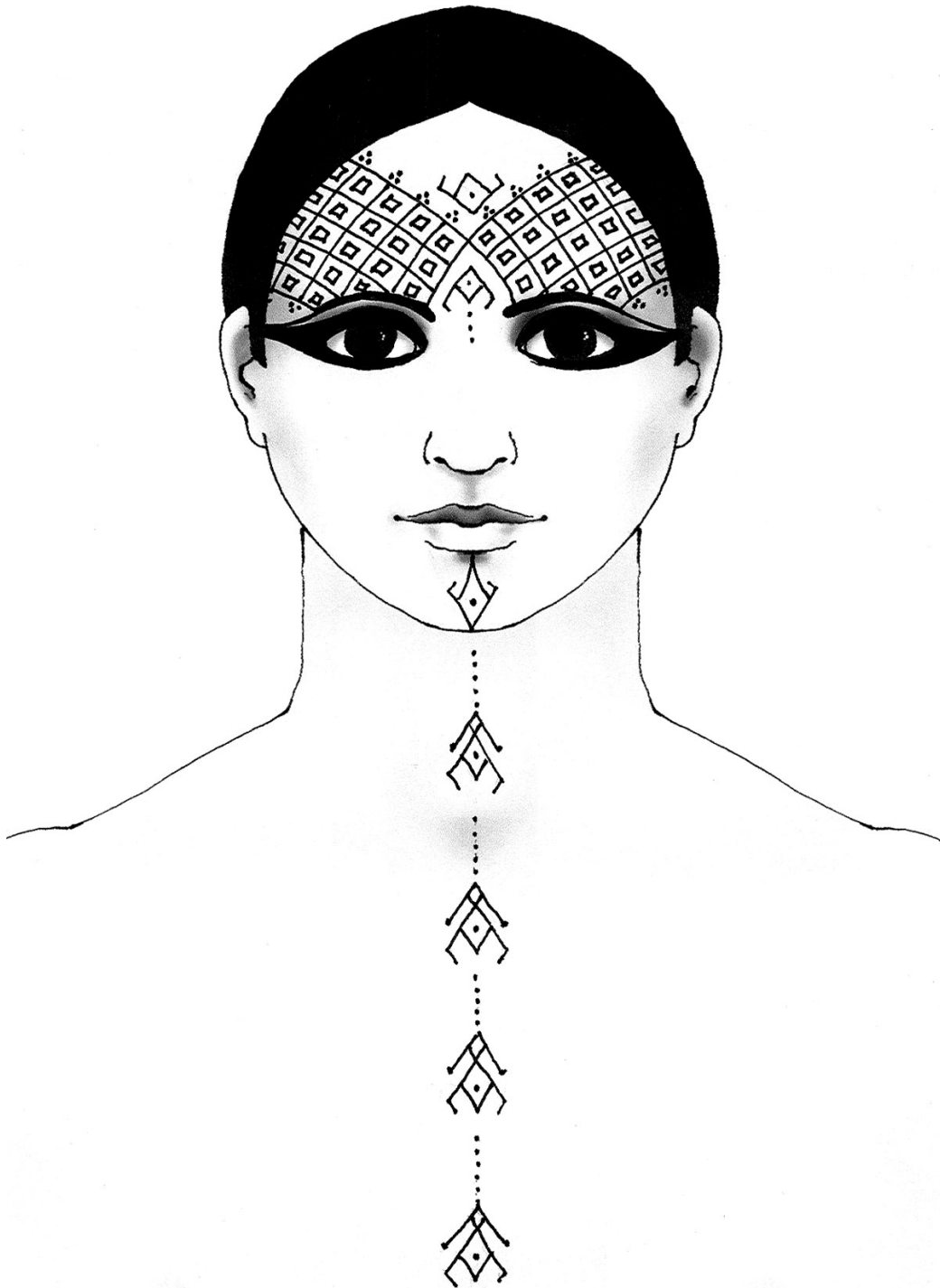


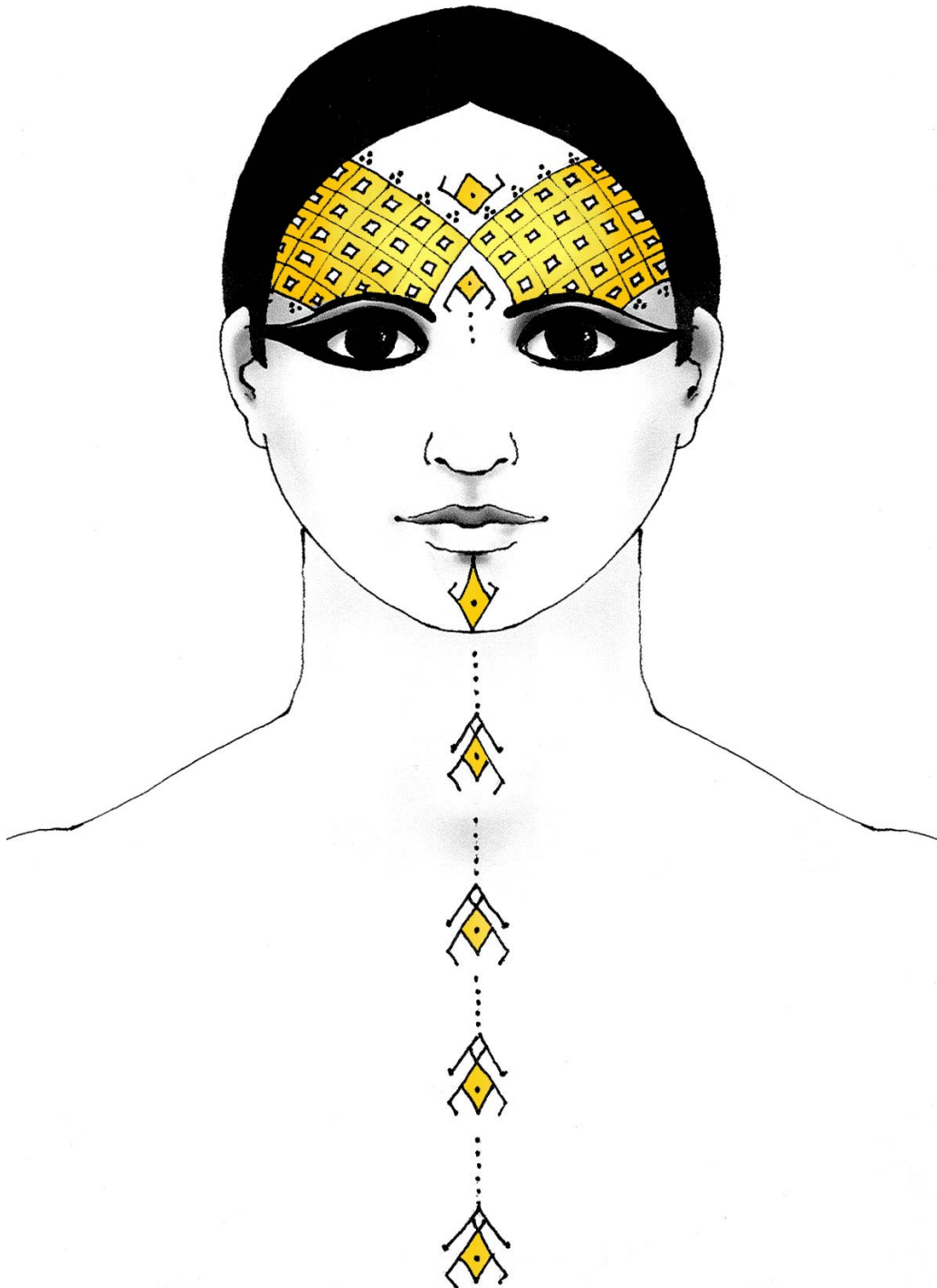


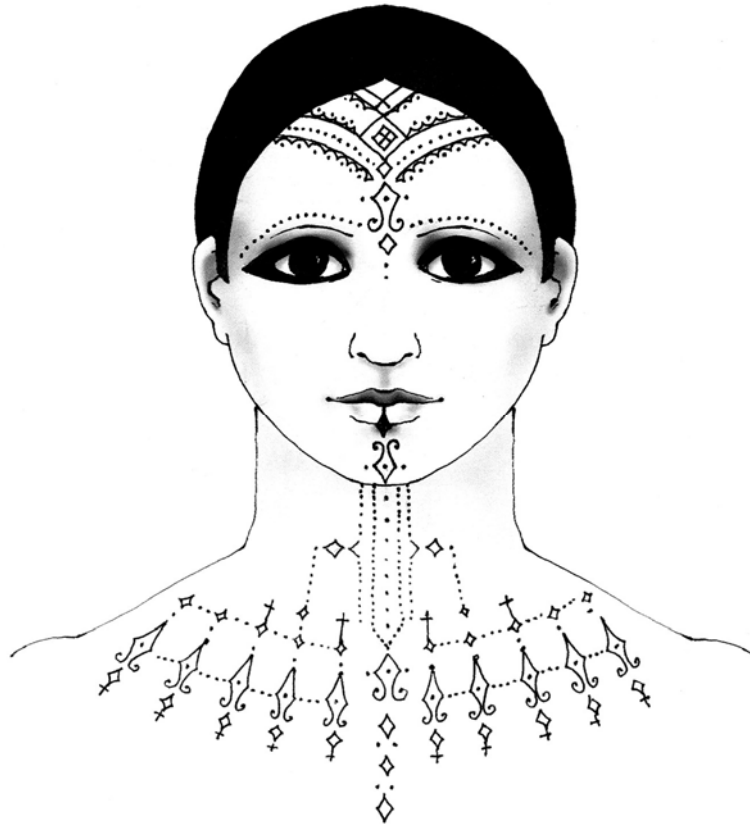




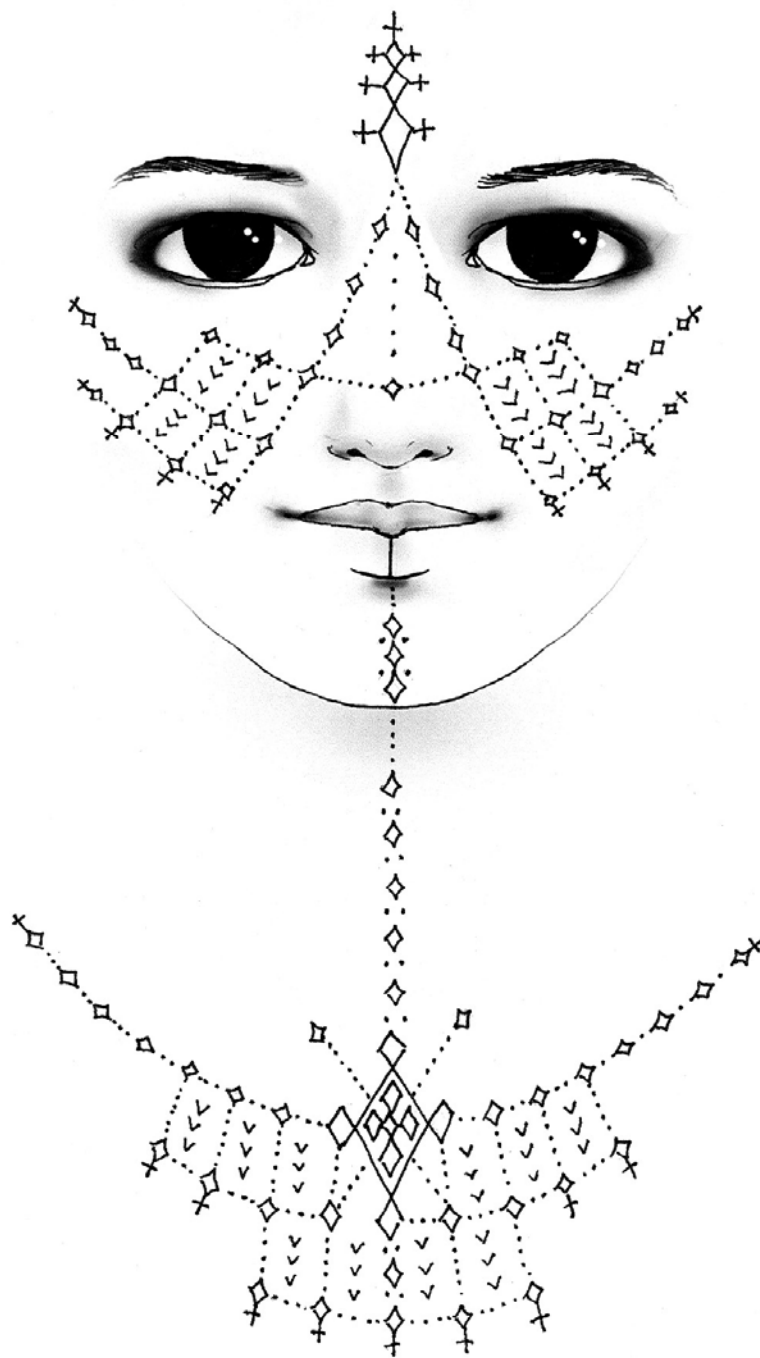


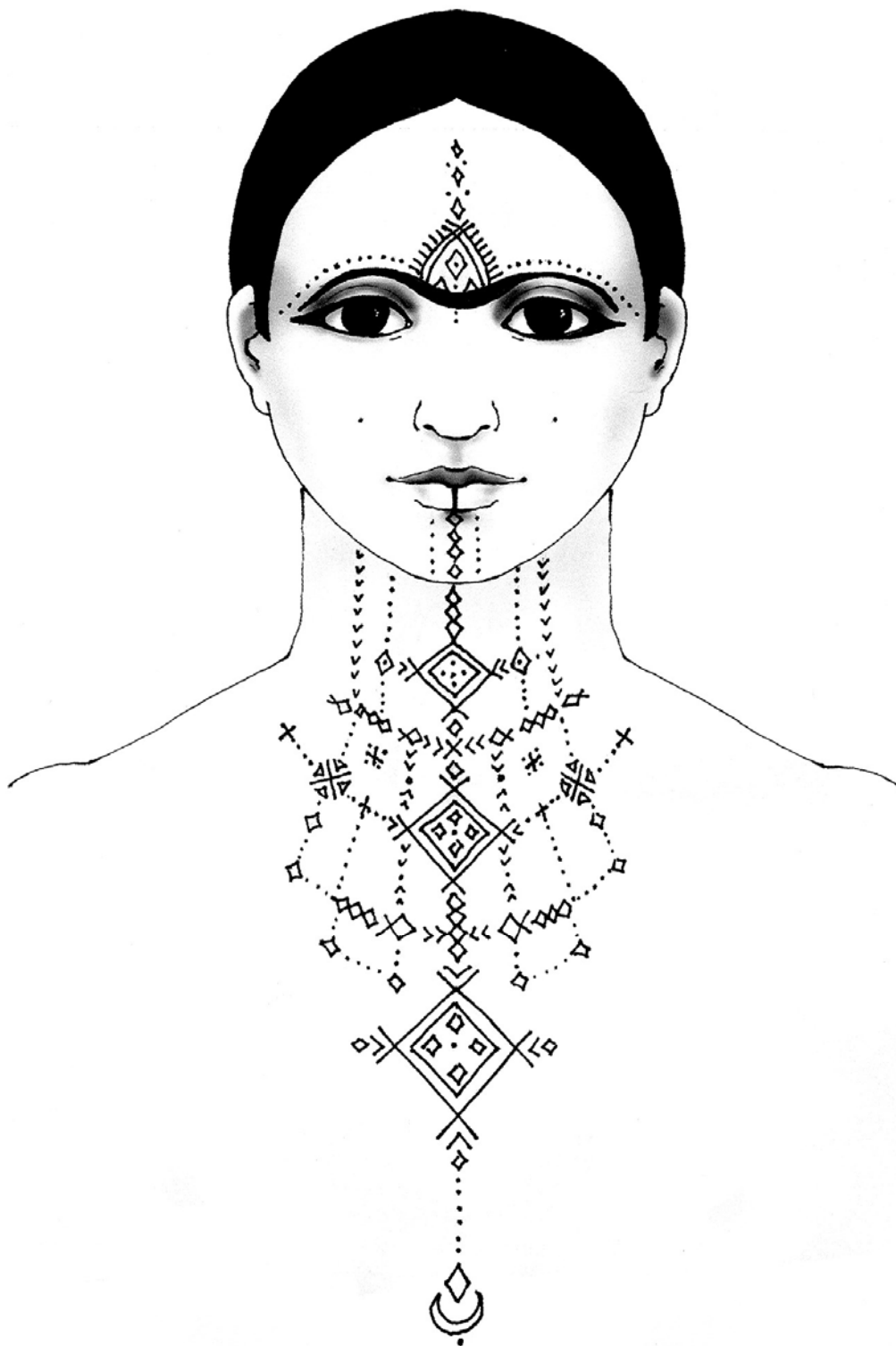





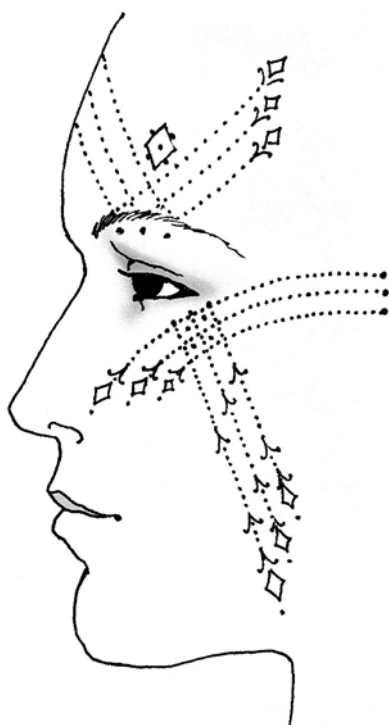

















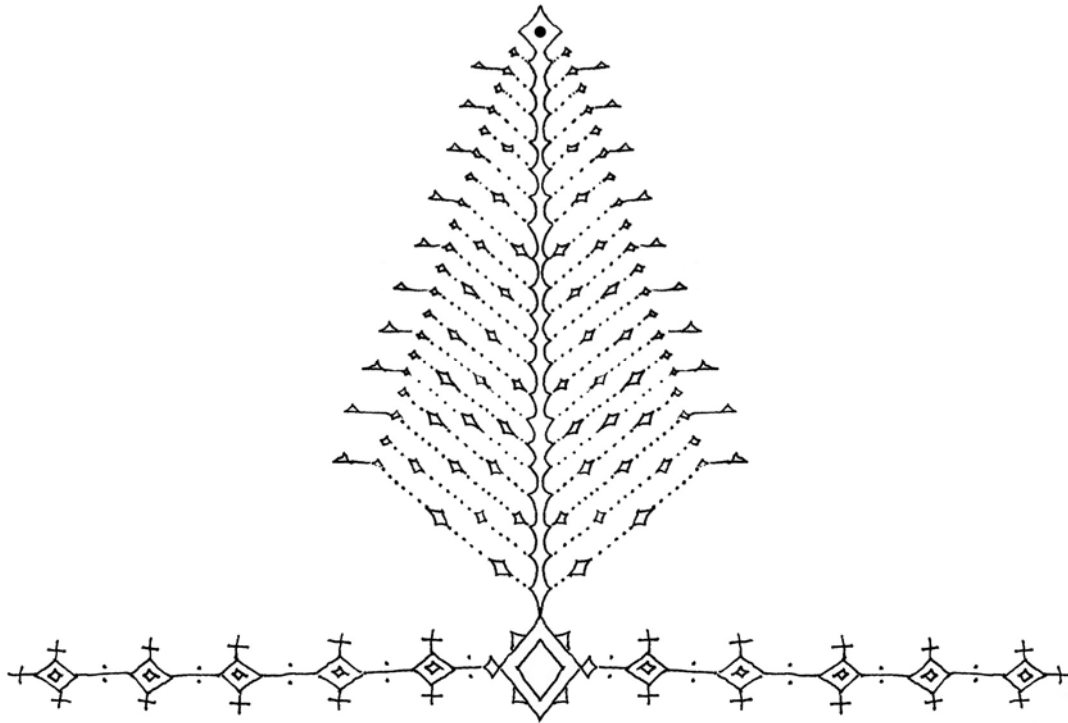










## Patterns for backs and bellies























Use materials from [www.mehandi.com](http://www.mehandi.com) for body art: Safe, temporary, convenient.



Harquus temporary tattoo paint from [www.mehandi.com](http://www.mehandi.com)



**Harquus Platinum** is:

- A resin-based paint made to look exactly like a tattoo
- FDA approved
- Can be removed with baby oil or 99% isopropyl alcohol
- Has no PPD: it does not penetrate or stain the skin
- Is a durable waterproof skin paint
- Is safe for children and adults
- Is used to safely, temporarily, create tattoos on actors for films
- Harquus Platinum gives good coverage in only one coat: no need to apply twice.
- Harquus Platinum lasts a week under average conditions, longer if cared for.
- Harquus Platinum can be applied with a brush, like painting with India ink.
- You will need to clean your brushes and cup with 99% isopropyl alcohol.

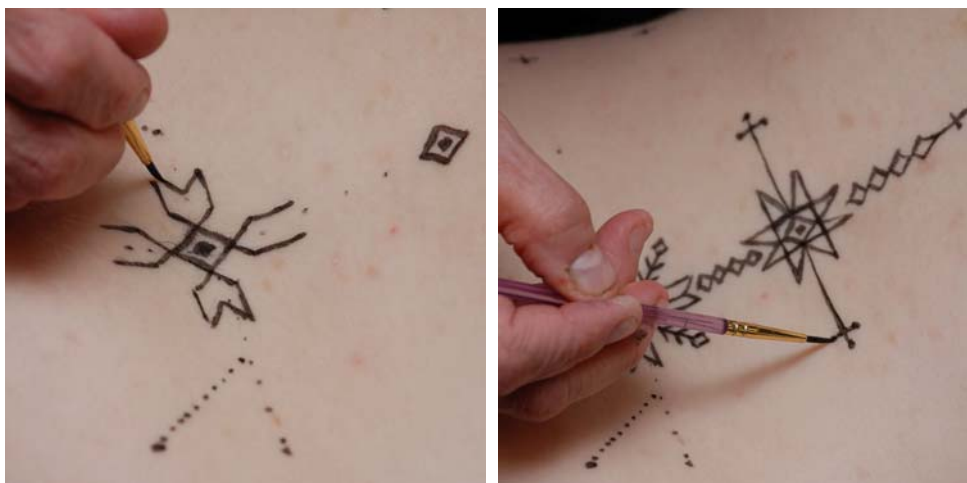
Create a harquus back piece with supplies from [www.mehandi.com](http://www.mehandi.com)



Shake the bottle of Harquus or Shimmer temporary tattoo paint and put a few drops into the bottom of a shot glass. Dip your brush in the paint.



Paint the Harquus Platinum onto the skin with a fine paintbrush. Make guidelines with tiny dots of harquus, and make marks at critical points so your design will be perfectly centered.



Work up the pattern gradually, from the center line outwards.



When you are finished, dust the paint with talcum powder. Brush away the excess talcum powder.



Harqus body paint will look exactly like a real tattoo and will last several days with care, but you'll be able to remove it with baby oil. For dazzling, shimmering, metallic effects, add Scheherazade temporary tattoo body paint and Swarovski crystals from <http://www.mehandi.com>



Harqus: North African Women's Traditional Body Art Volume 4: Improvisation Copyright © 2009 Catherine Cartwright-Jones  
TapDancing Lizard LLC All Rights Reserved  
This electronic book is provided to you free by The Henna Page and Mehandi.com

Purchase henna and body art supplies from <http://www.mehandi.com>



See this piece in motion at  
[http://www.youtube.com/watch?v=d5HNh\\_9SGrM](http://www.youtube.com/watch?v=d5HNh_9SGrM)



Clean your brushes and tools with 99% isopropyl alcohol.

Order these body art supplies from  
[www.mehandi.com](http://www.mehandi.com)  
[info@mehandi.com](mailto:info@mehandi.com)  
 Phone 330-689-0725 Toll-Free 1-855-MEHANDI  
 4237 Klein Ave. Stow, Ohio, 44224  
 TapDancing Lizard TM LLC

# References

- Alloula, M. (1986). *The Colonial Harem*. Tr. Godzich, M., and Godzich, W. University of Minnesota Press, Minneapolis, MN.
- Besancenot, J. (1988) *Costumes du Maroc*. Edisude, Aix- en-Provence
- Belkaid, L. (1998) *Algeroises: Histoire d'un costume Meditteraneen*. Edisude, La Calade, Aix-en-Provence
- Gaudry, M. (1929) *La Femme Chaouia De L'Aures*. Etude de Sociologie Berbere, Librairie Orientaliste Palul Geuthner, Paris.
- Mernissi, F. (1994) "Dreams of Trespass, Tales of a Harem Girlhood, Addison-Wesley Publishing Company
- Paydar, N. and Grammet, I. Eds. (2003) *The Fabric of Moroccan Life*. Indianapolis Museum of Art: Indianapolis, Indiana
- Rice, D.S. (1958) *A Drawing of the Fatimid Period*. Bulletin of the School of Oriental and African Studies, Vol. 21, No. 1/3, University of London
- Seawright, S. (1984) *The Use and Function of Tatooing on Moroccan Women*. Human Relations Area Files Inc. New Haven CT
- Sijelmassi, M. (1974) *Les Arts Traditionnels au Mauroc*. Editions Jean-Pierre Taillandier
- Spurles, P. K. (2007) *This is different, this is the Plaza: Space, Gender and Tactics in the Work of Moroccan Tourist Sector Henna Artisans*. Research in Economic Anthropology, 25: 99-123
- Tazi, T., Voila, L. (1999) *Points et Entrelacs: Broderies et Tissages du Maroc*. Goethe Institut: Rabat, Casablanca
- Westermarck, E. (1926) *Ritual and Belief in Morocco*. University Books, NY