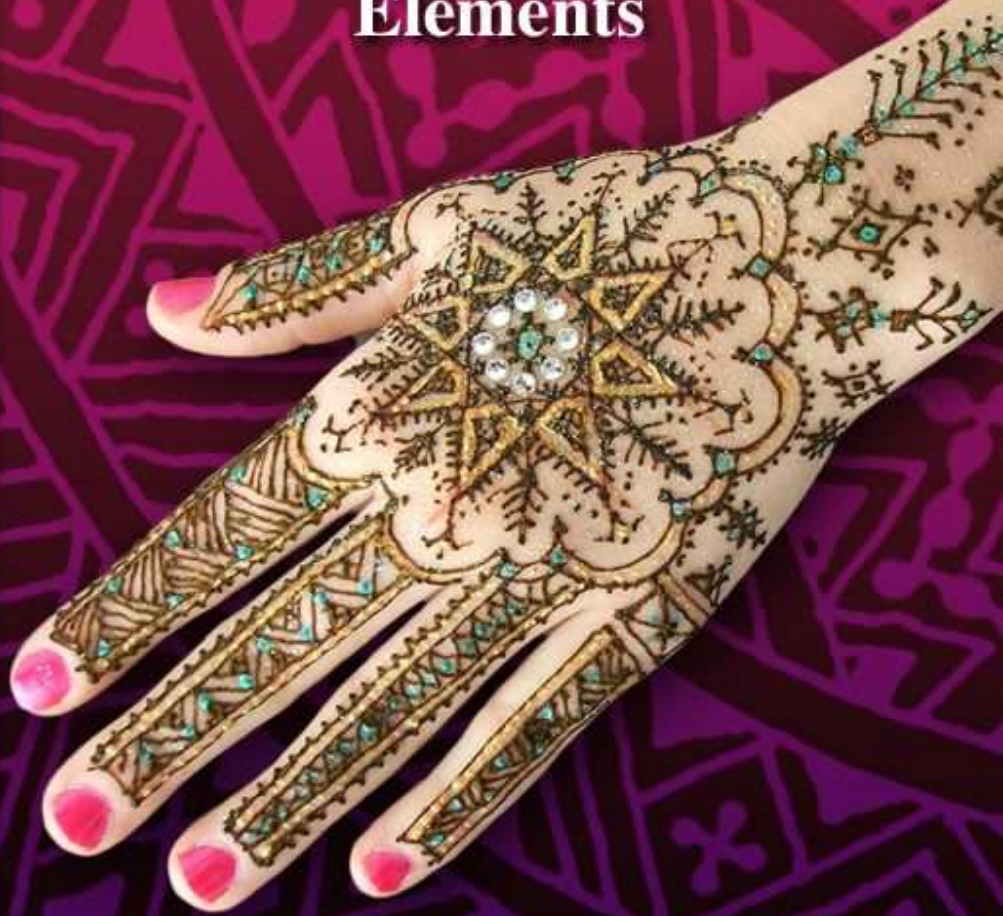


The Henna Page "HowTo"

**North African Henna
Elements**



Catherine Cartwright-Jones

The Henna Page "HowTo" North African Henna: Elements
Copyright 2006, 2007, 2008 Catherine Cartwright-Jones
Cover Graphic by Alex Morgan

Published by Henna Page Publications, a division of TapDancing Lizard LLC
4237 Klein Ave.
Stow, Ohio 44224 USA

All rights reserved.

Printed in the United States of America

No part of this book may be used or reproduced in any manner without written permission except in the case of brief quotations embodied in critical articles or reviews, and within the terms of use as described on page 3. Henna artists may freely use these patterns as inspiration for their own hand-drawn henna work.

Library of Congress Cataloging-in-Publication Data

Catherine Cartwright-Jones
The Henna Page "HowTo" North African Henna: Elements

Henna Art: patterns

The Henna Page “How To” North African Henna: Elements

Copyright 2006, 2007, 2008 Catherine Cartwright-Jones

Terms of use: you must agree to these terms to download, print, and use this book.

All rights reserved.

Terms of use for personal use:

You may not sell, offer for sale, exchange or otherwise transfer this publication without the express written permission of the publisher.

You may make one (1) printed copy of this publication for your personal use in the creation of hand rendered ephemeral body decoration. You may not sell, lend, give away or otherwise transfer this copy to any other person for any reason without the express written permission of the publisher.

You may make one (1) electronic copy of this publication for archival purposes. Except for the one (1) permitted print copies and the one (1) archival copy, you may not make any other copy of this publication in whole or in part in any form without the express written permission of the publisher.

Terms of use for instructional and educational purposes:

You may reprint this book as instructional material to teach a class on henna or related arts. You may reprint this book as instructional material for a private or public school. You may reprint this book for inclusion in a public library

You may not sell reprints of this book for profit. You may not sell or give away reprints of this book other than as an instructional material included in a teaching program. You may not remove copyright statements from any part of this book. You may not change this book in any way.

If you wish to use The Henna Page “HowTo” books as a textbook for teaching purposes in your classroom, school or public library, please notify Catherine Cartwright-Jones. Send your notification of educational use of “The Henna Page “HowTo” series on school or library letterhead to:

Catherine Cartwright-Jones,
TapDancing Lizard Publishing
4237 Klein Ave.
Stow, Ohio, 44224

Always use safe, natural red-brown henna in your henna work. Never use any “black henna” product containing para-phenylenediamine to stain skin. Para-phenylenediamine may cause severe injuries to both artist and client.

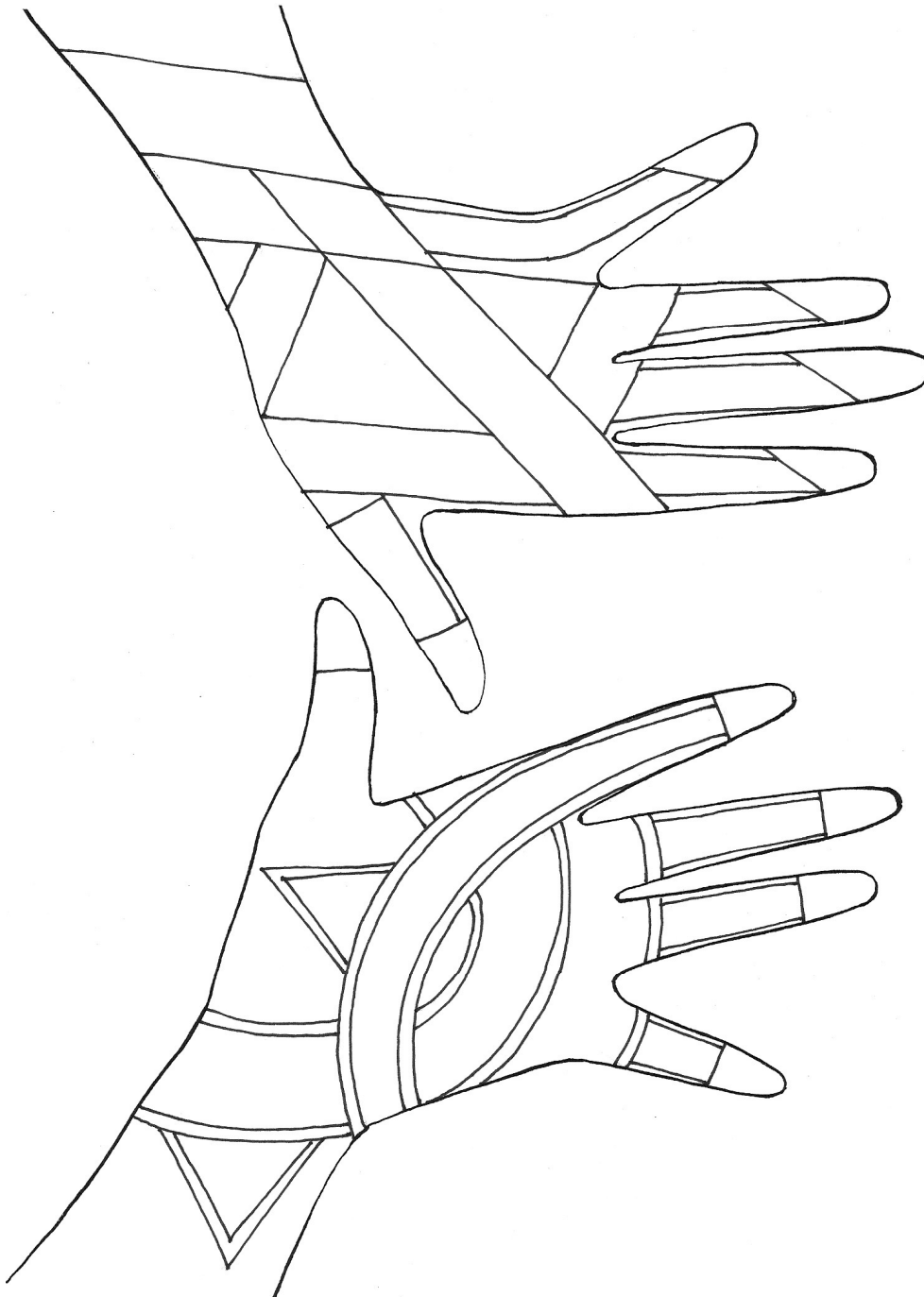
North African Henna: Elements

North Africa's most recognizable henna style, Marrakech style henna, is known for bands of geometric patterns placed asymmetrically on the hands. Artists pride themselves in being able to fill the hands with as many different patterns as possible. The subtle interplay of visual rhythms in these elements has a beauty unlike any other henna style.

This section has hundreds of elements for you: practice your elements with a henna cone and notebook or grid paper. The lines on the paper will help you practice accuracy in draping or pulling smooth lines, and evenly spaced patterns.

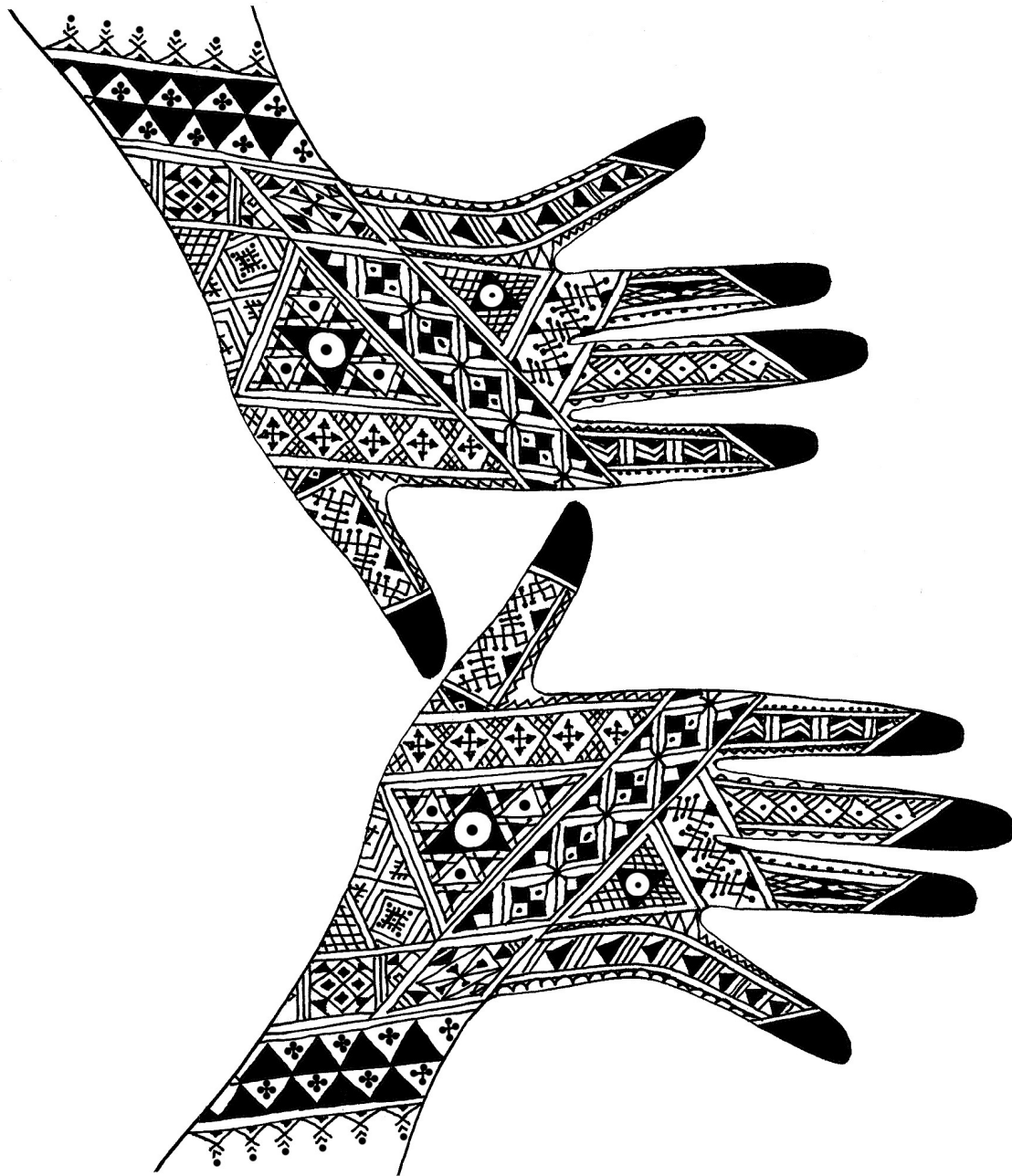
Simple Triangles.....	8
Triangle Eyes	10
Triangle Brides	13
Fill patterns.....	18
Border patterns.....	20
Band Patterns.....	23
References.....	31

Begin Marrakech style henna by marking out large areas for bands:




Mark out the areas as seem intuitively beautiful and graceful on the hand. North African patterns are generally not symmetrical, and most artists pattern the two hands differently.

Fill the bands in with as many different patterns as you can! Work patiently to fill in the areas, allowing the henna to dry a little so the delicate patterns don't run together.



Vary your patterns, using different elements in each area. In Marrakech style, the most complex and delicate hennas are the most highly regarded.


You can watch a demonstration of this process at The Henna Page YouTube Channel <http://www.youtube.com/watch?v=W6VMqlr5OoE> and <http://www.youtube.com/user/hennapage>




Marrakech style patterns often have an “eye” at the center. This eye is for good luck, and is traditionally meant to protect the wearer from the evil eye.

Simple Triangles


Use these patterns as small border elements in your designs. Begin with simple triangles along a line, and gradually increase the complexity and variation.







Triangle Eyes

Triangles with dots in the center and “eyelashes” are often identified as representing eyes in North African folk art. Traditional beliefs in “the evil eye” were strong and pervasive, and patterns that averted the evil eye were often incorporated into body art, textile, jewelry and ceramic patterns. The eye pattern was meant to “stare back” at the evil eye, so the harmful spirit would be forced to blink or avert its gaze. Thus, an eye pattern protected the wearer from misfortune by causing the malevolent influence to falter.









Triangle Brides

Some people interpret a triangle topped by a diamond or inverted triangle as the representation of a bride or Ouled Nail in her long ornate garments and headdress.



Figure 1: Groupe de Femmes de Ouled-Nails, Morocco, 1900; author's collection































Figure 2: Ouled Nail, 1910, author's collection


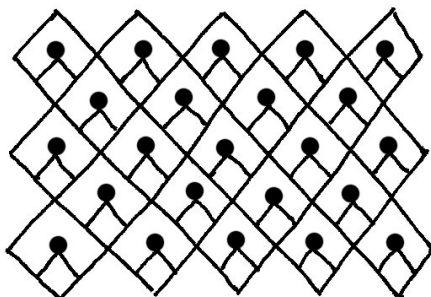


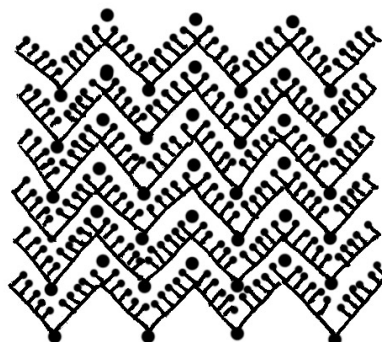





This woman has faint patterns on her hands and arms, which may be the fading remains of very complex henna patterns.







Fill patterns: Use fill patterns to create contrasting rhythm and tone in open areas of your designs.







Border patterns: border patterns are often used along the edge of the sole, or at the perimeter of larger patterns.











Band Patterns: bands are useful for simple adornments, patterns for fingers, bracelets, or as elements in complex arrangements.







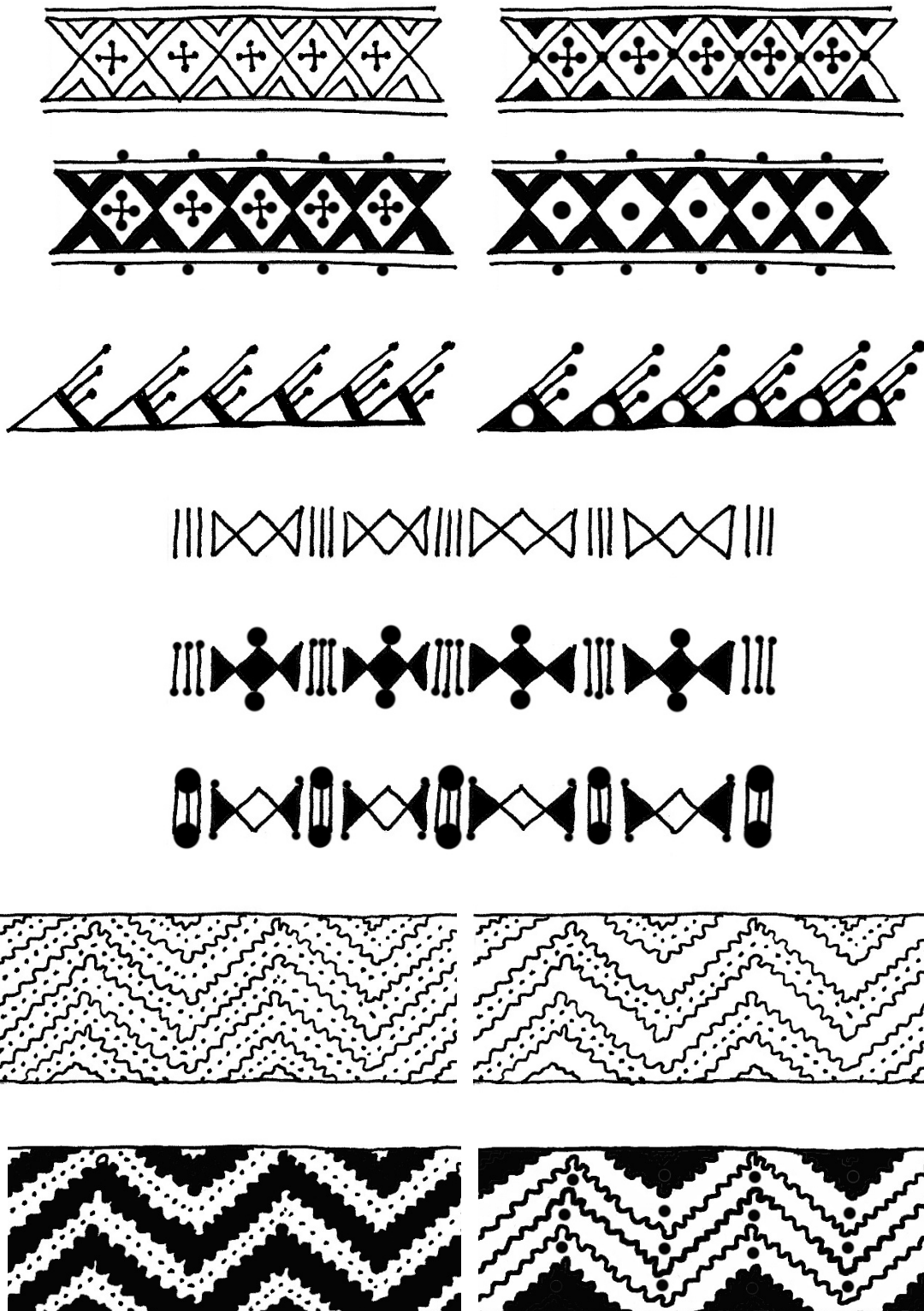












References:

- Besancenot, J. (1988) *Costumes du Maroc*. Edisude, Aix- en-Provence
- Belkaid, L. (1998) *Algeroises: Histoire d'un costume Meditteraneen*. Edisude, La Calade, Aix-en-Provence
- Cartwright-Jones, C. (2002) *Id al-Adha: The Muslim Feast of Sacrifice, and the Significance of Henna in this Sacrifice*. TapDancing Lizard Publications, Ohio
- Cartwright-Jones, C. (2003) *Henna's Significance in Amazigh Id, Circumcision and "Night of the Henna" Celebrations*. TapDancing Lizard Publications, Ohio.
- Cartwright-Jones, C. (2006) *Developing Guidelines on Henna: a Geographical Approach*, Master's Thesis from Kent State University. TapDancing Lizard Publications, Ohio
- Doumas, C. (1992). *The Wall-Paintings of Thera*. Athens, Greece: The Thera Foundation
- Ellis, M. (2001) *Embroideries and Samplers from Islamic Egypt*. Ashmoleon Museum, Oxford, UK
- Fakery, A. (1973) *Siwa Oasis*. The American University in Cairo Press
- Gaudry, M. (1929) *La Femme Chaouia De L'Aures*. Etude de Sociologie Berbere, Librarie Orientaliste Palul Geuthner, Paris.
- Hedgecoe, J. and Damluji, S. S. (1992) *Zillij*. Garnet Publishing, Ltd.
- Kapchan, D. (1993) *Moroccan Women's Body Signs*. Bodylore, Young, K. Ed. University of Tennessee Press, Knoxville
- Kapchan, D. (1996) *Gender on the Market*. University of Pennsylvania Press, Philadelphia
- Mernissi, F. (1994) *"Dreams of Trespass, Tales of a Harem Girlhood"*, Addison-Wesley Publishing Company
- Messina, M.
- Paydar, N. and Grammet, I. Eds. (2003) *The Fabric of Moroccan Life*. Indianapolis Museum of Art: Indianapolis, Indiana
- Rice, D.S. (1958) *A Drawing of the Fatimid Period*. Bulletin of the School of Oriental and African Studies, Vol. 21, No. 1/3, University of London

Seawright, S. (1984) *The Use and Function of Tattooing on Moroccan Women*. Human Relations Area Files Inc. New Haven CT

Sijelmassi, M. (1974) *Les Arts Traditionnels au Mauroc*. Editions Jean-Pierre Taillandier

Spurles, P. K. (2007) *This is different, this is the Plaza: Space, Gender and Tactics in the Work of Moroccan Tourist Sector Henna Artisans*. *Research in Economic Anthropology*, 25: 99-123

Tazi, T., Voila, L. (1999) *Points et Entrelacs: Broderies et Tissages du Maroc*. Goethe Institut: Rabat, Casablanca

Westermarck, E. (1926) *Ritual and Belief in Morocco*. University Books, NY



All line art in this book is adapted from the above resources, and only from these resources, by Catherine Cartwright-Jones. Any similarity to any other artist's work is entirely coincidental.

For more books in this series, see:



Free downloads from <http://www.hennapage.com/henna/what/freebooks/index.html>

Additional Information on Mixing, Application, and Gilding Henna



Learn to mix henna for safe, dark, beautiful stains.

Download the free e-book “The Henna Page “HowTo” Mix Henna” instructions from <http://www.hennapage.com/henna/what/freebooks/mix.pdf>.

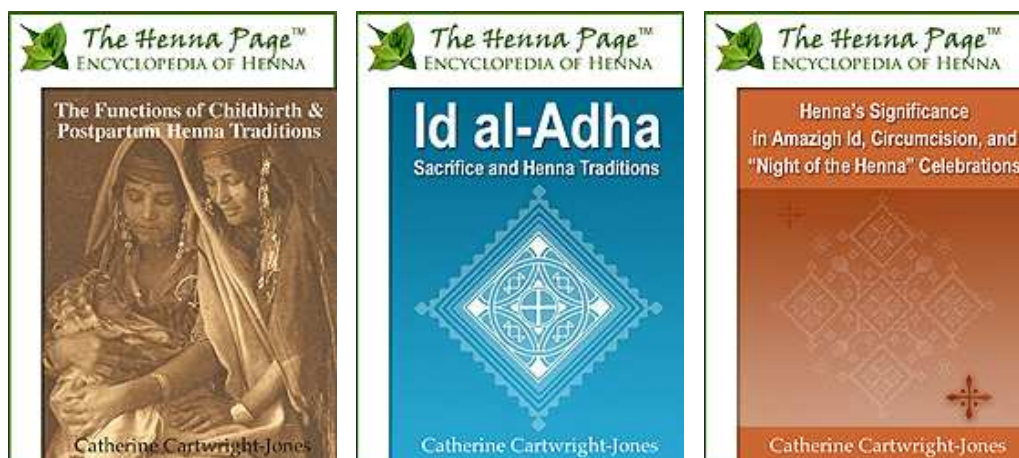
Learn to apply henna in traditional and contemporary techniques:

Download the free e-book “The Henna Page “HowTo” Apply Henna” instructions from <http://www.hennapage.com/henna/what/freebooks/howtoapply.pdf>.

Learn to use gilding, glitter and gems with your henna

Download free e-books “The Henna Page “HowTo” Gilding, Glitter and Gems” from <http://www.hennapage.com/henna/what/freebooks/gilding.pdf> .
And <http://www.mehandi.com/shop/gilding/gildinghowto.pdf>

Additional Information on North African Henna Traditions



The Henna Page "Encyclopedia of Henna" "The Functions of Childbirth and Postpartum Henna Traditions"

This book has information on North African childbirth henna traditions, G6PD deficiency and kohl, with citations from medical and scientific journal articles. Download this free e-book at

<http://www.hennapage.com/henna/what/freebooks/HPJpp2.pdf>

The Henna Page "Encyclopedia of Henna" Id al-Adha: The Muslim Feast of Sacrifice, and the Significance of Henna in this Sacrifice.

This paper details Id sacrifice traditions and effects, focusing on henna and ecosystem management, from its origins in the Neolithic Mediterranean world, to present day, and includes simple traditional North African patterns.

Download this free e-book at

<http://www.hennapage.com/henna/encyclopedia/id/Id.pdf>

The Henna Page "Encyclopedia of Henna" "Henna's Significance in Amazigh Id, Circumcision and "Night of the Henna" Celebrations"

This book has information and analysis of Moroccan traditions of henna for Id al-Adha, circumcision, and the "Night of the Henna", based on eyewitness accounts from the late 1800's and early 1900's.

Download this free e-book at

<http://www.tapdancinglizard.com/biblos/significanceofhenna1/sighenna.pdf>

Shop online at Mehandi.com for henna and bodyart supplies. Mehandi.com has the best quality, the widest product range, and expert customer support for your beautiful art!



Shop at EMPIRE 135 E. Main St. in Kent, Ohio, for your henna and bodyart supplies. Get free advice, demonstrations, & help with your bodyart projects.