

*The Henna Page "HowTo"*

**North African Henna**  
**Diamonds and Stars**



Catherine Cartwright-Jones

The Henna Page "HowTo" North African Henna: Diamonds and Stars

Copyright 2006, 2007, 2008 Catherine Cartwright-Jones  
Cover Graphic by Alex Morgan

Published by Henna Page Publications, a division of TapDancing Lizard LLC  
4237 Klein Ave.  
Stow, Ohio 44224 USA

All rights reserved.

Printed in the United States of America

No part of this book may be used or reproduced in any manner without written permission except in the case of brief quotations embodied in critical articles or reviews, and within the terms of use as described on page 3. Henna artists may freely use these patterns as inspiration for their own hand-drawn henna work.

Library of Congress Cataloging-in-Publication Data

Catherine Cartwright-Jones  
The Henna Page "HowTo" North African Henna: Diamonds and Stars

Henna Art: patterns

# The Henna Page “How To” North African Henna: Diamonds and Stars

Copyright 2006, 2007, 2008 Catherine Cartwright-Jones

Terms of use: you must agree to these terms to download, print, and use this book.

All rights reserved.

## **Terms of use for personal use:**

You may not sell, offer for sale, exchange or otherwise transfer this publication without the express written permission of the publisher.

You may make one (1) printed copy of this publication for your personal use in the creation of hand rendered ephemeral body decoration. You may not sell, lend, give away or otherwise transfer this copy to any other person for any reason without the express written permission of the publisher.

You may make one (1) electronic copy of this publication for archival purposes. Except for the one (1) permitted print copies and the one (1) archival copy, you may not make any other copy of this publication in whole or in part in any form without the express written permission of the publisher.

## **Terms of use for instructional and educational purposes:**

You may reprint this book as instructional material to teach a class on henna or related arts. You may reprint this book as instructional material for a private or public school. You may reprint this book for inclusion in a public library

You may not sell reprints of this book for profit. You may not sell or give away reprints of this book other than as an instructional material included in a teaching program. You may not remove copyright statements from any part of this book. You may not change this book in any way.

If you wish to use The Henna Page “HowTo” books as a textbook for teaching purposes in your classroom, school or public library, please notify Catherine Cartwright-Jones. Send your notification of educational use of “The Henna Page “HowTo” series on school or library letterhead to:

Catherine Cartwright-Jones,  
TapDancing Lizard Publishing  
4237 Klein Ave.  
Stow, Ohio, 44224


Always use safe, natural red-brown henna in your henna work. Never use any “black henna” product containing para-phenylenediamine to stain skin. Para-phenylenediamine may cause severe injuries to both artist and client.

## North African Henna: Diamonds and Stars

North African henna, tattooing, textiles, jewelry and ceramics feature diamond and star patterns. These are traditionally considered lucky and to protect the wearer from the “Evil Eye”. The fundamental patterns are simple, but the variations can become complex.

Diamonds.....	8
Stars Built by Extending Lines from a Square.....	11
Stars Built by Crossing a Square and a Diamond.....	13
Stars Built by Extending the Lines from a Crossed Square and Diamond.....	19
Interlacing the Lines of the Stars.....	25
Stars Built by Extending the Lines of a Diamond Inserted into a Square.....	27
References.....	31


You can easily henna these complex patterns if you understand their basic construction. If you do have trouble making them perfectly, draw them on the skin first with an aquarellable pencil. Begin with simple outlines and the framework of your pattern



You can watch a demonstration of this process at The Henna Page YouTube Channel <http://www.youtube.com/watch?v=W6VMqlr5OoE> and <http://www.youtube.com/user/hennapage>





Make the largest elements first, and allow the henna to dry slightly. Work the finest details last. If you are patient, and let the henna dry as you work, delicate patterns will stay perfect and not smear together.




Many North African style henna patterns often wrap from the front to the back of the hand, making the stain difference between the palm and thinner skin a part of the total design.


**Diamonds:** Diamond shapes are said to represent an “eye” shape, and were traditionally used to protect the wearer against the “evil eye” and avert misfortune.






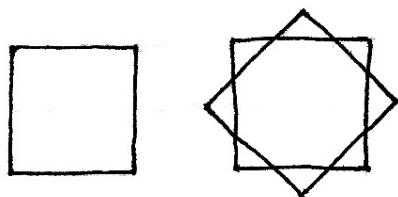


### Stars Built by Extending Lines from a Square




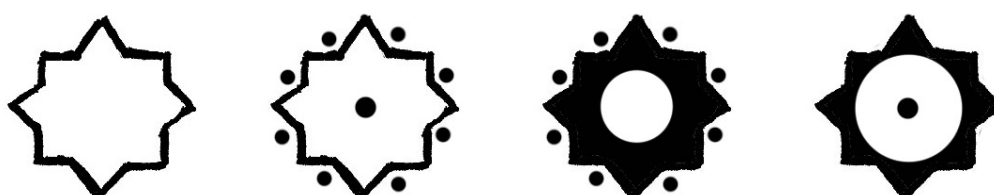

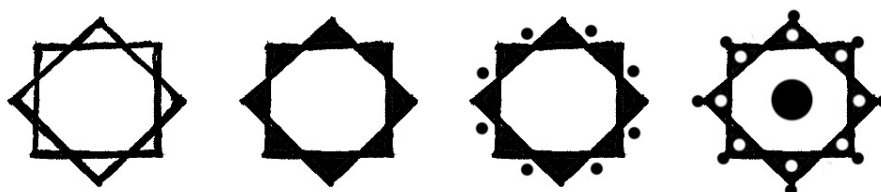



## Stars Built by Crossing a Square and a Diamond





Begin by drawing a square, then cross it with a diamond


Make variations, changing and adding details to the square and diamond to make many different stars.








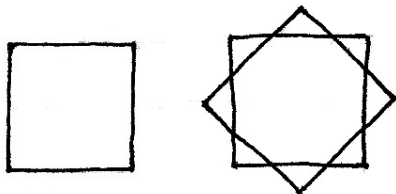




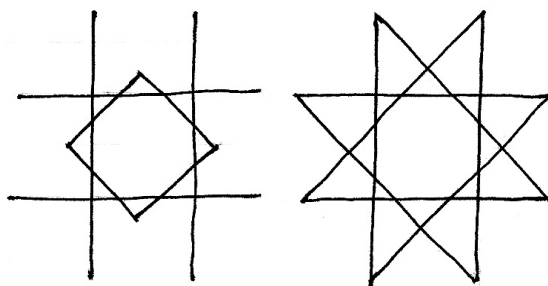




## Stars Built by Extending the Lines from a Crossed Square and Diamond





Begin by drawing a square, then cross it with a diamond








Extend the lines from the corners of the square, and then extend the lines from the corners of the diamond.










Create variations on this star by adding and changing details.






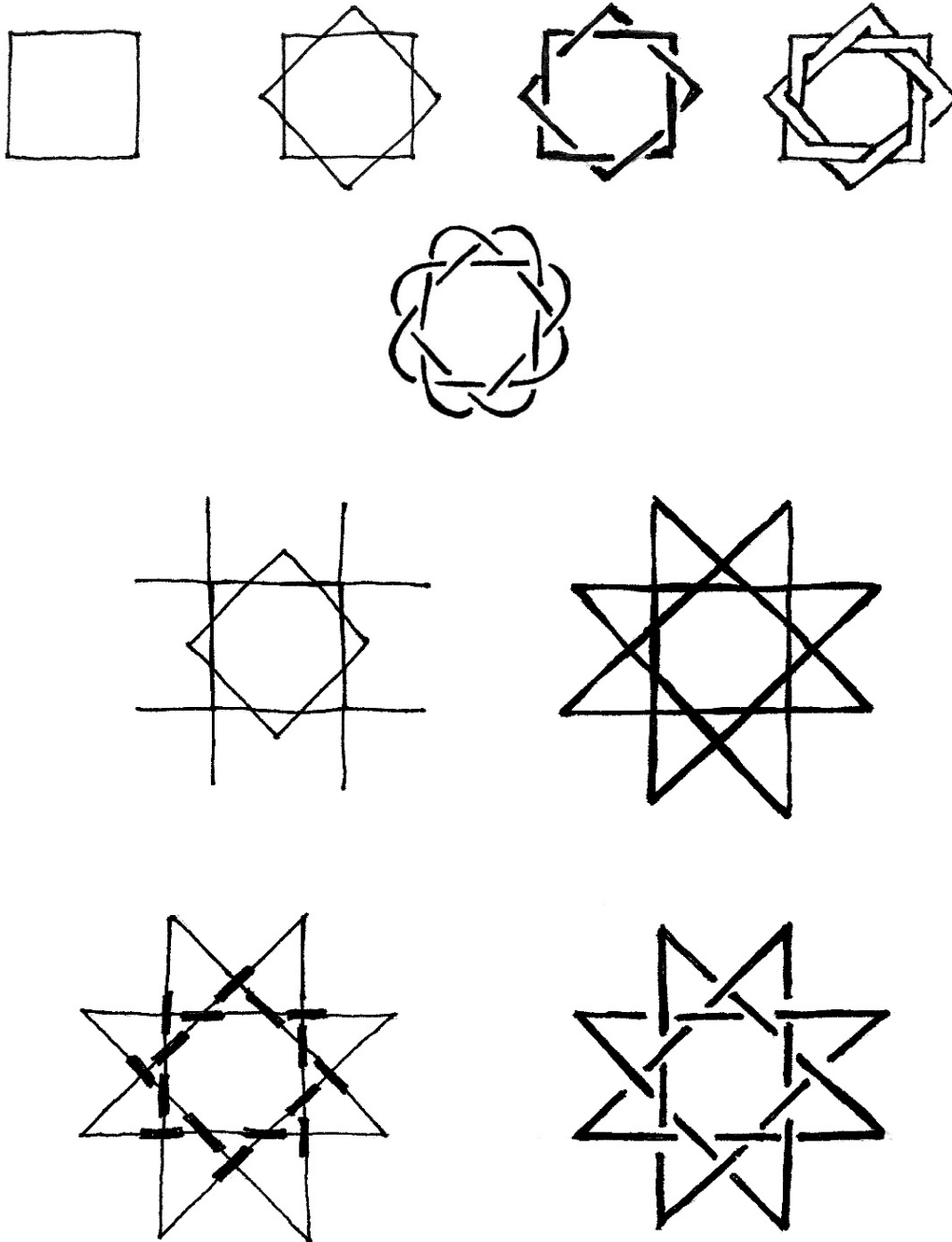



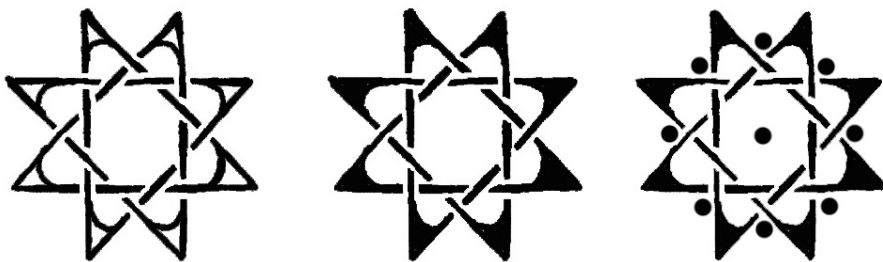






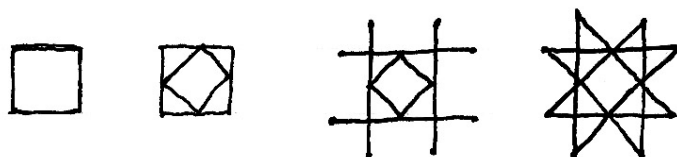


## Interlacing the Lines of the Stars





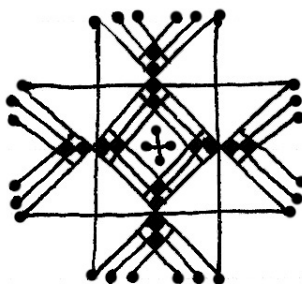
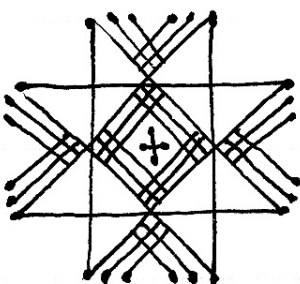

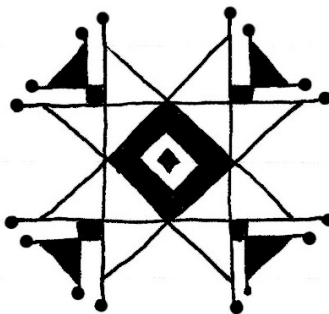
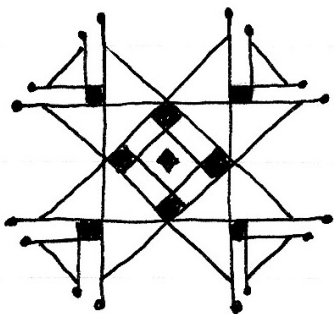









## Stars Built by Extending the Lines of a Diamond Inserted into a Square





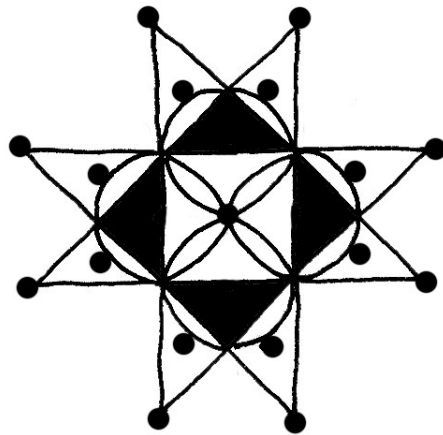



Draw a square. Draw a diamond into the square. Extend the lines from the corners of the square. Extend the lines from the corners of the diamond.









## References:

- Besancenot, J. (1988) *Costumes du Maroc*. Edisude, Aix- en-Provence
- Belkaid, L. (1998) *Algeroises: Histoire d'un costume Meditteraneen*. Edisude, La Calade, Aix-en-Provence
- Cartwright-Jones, C. (2002) *Id al-Adha: The Muslim Feast of Sacrifice, and the Significance of Henna in this Sacrifice*. TapDancing Lizard Publications, Ohio
- Cartwright-Jones, C. (2003) *Henna's Significance in Amazigh Id, Circumcision and "Night of the Henna" Celebrations*. TapDancing Lizard Publications, Ohio.
- Cartwright-Jones, C. (2006) *Developing Guidelines on Henna: a Geographical Approach*, Master's Thesis from Kent State University. TapDancing Lizard Publications, Ohio
- Doumas, C. (1992). *The Wall-Paintings of Thera*. Athens, Greece: The Thera Foundation
- Ellis, M. (2001) *Embroideries and Samplers from Islamic Egypt*. Ashmoleon Museum, Oxford, UK
- Fakery, A. (1973) *Siwa Oasis*. The American University in Cairo Press
- Gaudry, M. (1929) *La Femme Chaouia De L'Aures*. Etude de Sociologie Berbere, Librarie Orientaliste Palul Geuthner, Paris.
- Hedgecoe, J. and Damluji, S. S. (1992) *Zillij*. Garnet Publishing, Ltd.
- Kapchan, D. (1993) *Moroccan Women's Body Signs*. Bodylore, Young, K. Ed. University of Tennessee Press, Knoxville
- Kapchan, D. (1996) *Gender on the Market*. University of Pennsylvania Press, Philadelphia
- Mernissi, F. (1994) *"Dreams of Trespass, Tales of a Harem Girlhood*, Addison-Wesley Publishing Company
- Messina, M.
- Paydar, N. and Grammet, I. Eds. (2003) *The Fabric of Moroccan Life*. Indianapolis Museum of Art: Indianapolis, Indiana
- Rice, D.S. (1958) *A Drawing of the Fatimid Period*. Bulletin of the School of Oriental and African Studies, Vol. 21, No. 1/3, University of London

Seawright, S. (1984) *The Use and Function of Tattooing on Moroccan Women*. Human Relations Area Files Inc. New Haven CT

Sijelmassi, M. (1974) *Les Arts Traditionnels au Mauroc*. Editions Jean-Pierre Taillandier

Spurles, P. K. (2007) *This is different, this is the Plaza: Space, Gender and Tactics in the Work of Moroccan Tourist Sector Henna Artisans*. *Research in Economic Anthropology*, 25: 99-123


Tazi, T., Voila, L. (1999) *Points et Entrelacs: Broderies et Tissages du Maroc*. Goethe Institut: Rabat, Casablanca

Westermarck, E. (1926) *Ritual and Belief in Morocco*. University Books, NY



All line art in this book is adapted from the above resources, and only from these resources, by Catherine Cartwright-Jones. Any similarity to any other artist's work is entirely coincidental.

For more books in this series, see:



Free downloads from <http://www.hennapage.com/henna/what/freebooks/index.html>

## Additional Information on Mixing, Application, and Gilding Henna



Learn to mix henna for safe, dark, beautiful stains.

Download the free e-book “The Henna Page “HowTo” Mix Henna” instructions from <http://www.hennapage.com/henna/what/freebooks/mix.pdf>.

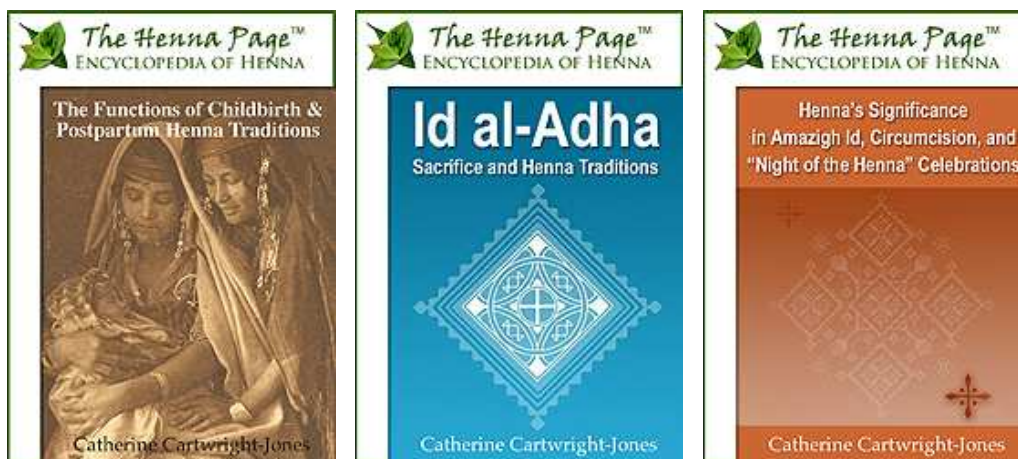
Learn to apply henna in traditional and contemporary techniques:

Download the free e-book “The Henna Page “HowTo” Apply Henna” instructions from <http://www.hennapage.com/henna/what/freebooks/howtoapply.pdf>.

Learn to use gilding, glitter and gems with your henna

Download free e-books “The Henna Page “HowTo” Gilding, Glitter and Gems” from <http://www.hennapage.com/henna/what/freebooks/gilding.pdf> .  
And <http://www.mehandi.com/shop/gilding/gildinghowto.pdf>

## Additional Information on North African Henna Traditions



The Henna Page "Encyclopedia of Henna" "The Functions of Childbirth and Postpartum Henna Traditions"

This book has information on North African childbirth henna traditions, G6PD deficiency and kohl, with citations from medical and scientific journal articles. Download this free e-book at

<http://www.hennapage.com/henna/what/freebooks/HPJpp2.pdf>

The Henna Page "Encyclopedia of Henna" Id al-Adha: The Muslim Feast of Sacrifice, and the Significance of Henna in this Sacrifice.

This paper details Id sacrifice traditions and effects, focusing on henna and ecosystem management, from its origins in the Neolithic Mediterranean world, to present day, and includes simple traditional North African patterns.

Download this free e-book at

<http://www.hennapage.com/henna/encyclopedia/id/Id.pdf>

The Henna Page "Encyclopedia of Henna" "Henna's Significance in Amazigh Id, Circumcision and "Night of the Henna" Celebrations"

This book has information and analysis of Moroccan traditions of henna for Id al-Adha, circumcision, and the "Night of the Henna", based on eyewitness accounts from the late 1800's and early 1900's.

Download this free e-book at

<http://www.tapdancinglizard.com/biblos/significanceofhenna1/sighenna.pdf>

Shop online at [Mehandi.com](http://Mehandi.com) for henna and bodyart supplies. Mehandi.com has the best quality, the widest product range, and expert customer support for your beautiful art!



Shop at EMPIRE 135 E. Main St. in Kent, Ohio, for your henna and bodyart supplies. Get free advice, demonstrations, & help with your bodyart projects.